



State of Palestine
Ministry of Education
& Higher Education

NEW
EDITION

English for Palestine

PUPIL'S BOOK **2**

Learning Modules

2024


Contents

Unit 1	Hi, I'm ...	4
Unit 2	In the kitchen	7
Unit 3	In the garden	10
Unit 4	My body	13
Unit 5	Jump!	20
Unit 6	My home	23
Unit 7	My town	26
Unit 8	My hobbies	32
Unit 9	Transport	35
Unit 10	Let's find out!	38
Unit 11	Let's go shopping!	41
Unit 12	Guess who?	48
Unit 13	My country	51
Unit 14	Happy birthday!	54

Units (1-4)	<p>At the end of this unit , the learners should be able to:</p> <ul style="list-style-type: none"> • Say their name and age. • use (I - she - he). • Talk about things in the garden. • Talk about parts of the body.
Units (5-7)	<p>At the end of this unit , the learners should be able to:</p> <ul style="list-style-type: none"> • Give and follow instructions. • Talk about things in the living room. • Say where things are using prepositions. • Talk about their town
Units (8-11)	<p>At the end of this unit , the learners should be able to:</p> <ul style="list-style-type: none"> • Say what activities they and other people like . • Talk about transport. • Talk about classroom items. • Describe clothes using colours.
Units (12 - 14)	<p>At the end of this unit , the learners should be able to:</p> <ul style="list-style-type: none"> • Talk about family members. • Say where they and others come from. • Talk about birthdays.

1

Listen, find and say.



2

Listen and say.




1 2 3 4 5 6 7 8 9 10

A C

1 Circle and write. 

1


boy girl



I'm a _____ .
I'm _____ .

2


boy girl



I'm a _____ .
I'm _____ .

3


boy girl



He's a _____ .
He's _____ .

4

boy girl



She's a _____ .
She's _____ .

2 Circle. 

- 1 a a A a
- 2 C c c c
- 3 A A A C
- 4 c a c c

- 5 C C A C
- 6 A a A A
- 7 c a a a
- 8 C C C c

1

Draw and write. Circle.



girl boy



This is me.

My name's _____ .

I'm a _____ .

I'm _____ .

This is my friend.

His / Her name's _____ .

He's / She's a _____ .

He's / She's _____ .

2

Trace and write.



a A a A

c C c C

A C A A

1 Listen, find and say.



2 Listen and say.






11

12

13

3 Count and write.



11

12

13

EO

1 Trace and say.  

1 2 3 4 5 6 7 8 9 10 11 12 13

2 Read and match.  



1 I like chicken. 


2 I like kunafeh.

3 I like meat.

4 I like salad.

5 I like fish.

6 I like rice.



3 Match. 

1 a E
c O
e A
o C

2 A c
C o
E a
O e


1

Write. Say.




He / She likes ...

nuts ice cream melon chocolate kunafeh



nuts



2

Write.



rice oranges ice cream dates
olives apples chicken kunafeh



He likes olives and



1 Listen, find and say.  



2 Listen and say.  

11 12 13 14 15 16

3 Count and write. 




 =

 =

 14 15 16 D G Q

1 Listen, count and say.



2 Write. Say.



b f b t b



b ee



___ree



___utterfly





___ird



___lower

1 Count and write. Say.  



2 Trace and write. 

d D d D

g G g G

q Q q Q

1 Listen, touch and say.



Touch your ...



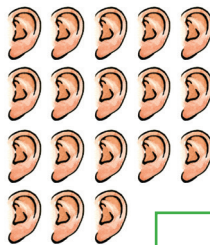
2 Listen and say.




11 12 13 14 15 16 17 18 19 20

3 Count and write.









17


18

19

20

I L T

1 Listen and say.



2 Match.



a c d e g i l o q t

A C D E G I L O Q T

C E A I L D T G O Q

d g c a q o e i t l

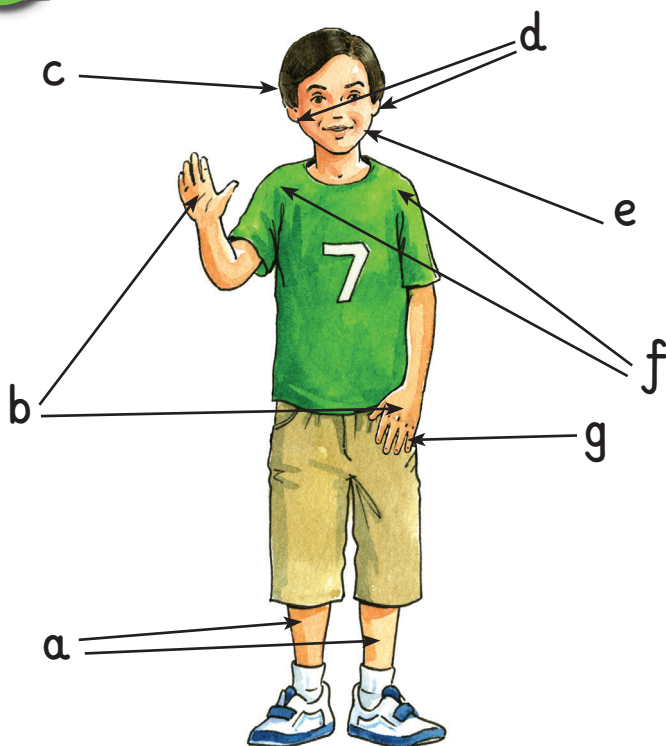
3 Say.



You have a nose.

1

Read and write. Say.



I have ...

You have ...

- 2 ears
- 1 head
- 2 shoulders
- 1 face
- 2 legs
- 2 hands
- 5 fingers

2

Trace and write.



i I i I

l L l L

t T t T

Blended learning module


Unit: (1) Hi, I'm

1-Ask your friends and write :


Whats your name ? I`m\ my name`s

How old are you ? I`m

2- Put circle and Complete :



He's _____.



She's _____.

3-complete numbers :

1 , , , 4 , 5 , , , , , 10 .

Blended learning module

Unit: (2) In the kitchen

1-Look and write: (rice - meat - ice cream - salad)



2-Put circle :

I (like _ likes) apple.

He (like _ likes) orange.

C- She (likes _ like) date.

3-Match words with pictures :

Chicken



Fish



Meat



Kunafeh



Blended learning module

Unit (3): In the garden

1-choose the correct word :



flower

bee

lion

butterfly

bird

butterfly

tree

flower

2-Complete numbers:



___ree



___ird



___lower

Blended learning module

Unit (4): My body

Appoint parts of body :

legs	shoulders	Hair	finger	hand
------	-----------	------	--------	------



2-complete with correct letters :



He has a ___ose



She has a ___outh



I have one ___ace



I have two -----ands



2 Listen, say and do. 




2 Say and do. 

Ali says ...

 M N R

1 Read and write.  

- 1 Open your hands.
- 2 Sit down.
- 3 Jump.
- 4 Hop.
- 5 Close your hands.
- 6 Clap.
- 7 Stand up.



2 Find and circle.  

M M N R N R M N M
 N R N R M R N M R
 R R M N N R R M R

3 Say and do. 



1

Read and write. Say.



- 1 Hop.
- 2 Don't jump.
- 3 Clap.
- 4 Don't come here.
- 5 Open.
- 6 Don't close.

e



2


Write.



Don't / open the window
go there stand up

come here
close the door


sit down



Don't go there.



1 Listen, find and say.

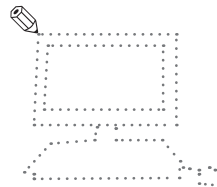
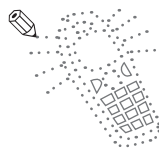
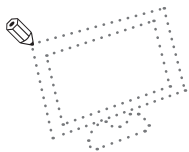
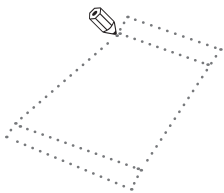






2 Trace and match. Say.



What's this?

It's a ...



J U Y

1



Read and write.



telephone rug sofa table computer

- 1 The book is on the sofa.
- 2 The _____ is under the table.
- 3 The _____ is under the TV.
- 4 The _____ is in the bag.
- 5 The _____ is on the table.

d



2

Circle.



- 1 J j J j
- 2 u u u U
- 3 y Y y y
- 4 J J J I

- 5 T J T T
- 6 N M M M
- 7 B B R B
- 8 U L L L

1

Write. Say.




under in on

bed bag table



_____ the _____



_____ the _____



_____ the _____

2

Trace and write.



j J j J




u U u U

y Y y Y

1 Listen, find and say.



2 Say.



1 Write. Say.  


p h p sh




park



___ouse



___layground





___op

2 Find and circle.  

V	W	V	W	V	X	V	W	X
W	X	V	W	W	X	W	V	X
X	V	W	V	X	X	V	X	W

1 Write. Say.  

school playground shop ~~park~~ house




She's at the park . He's at _____ . She's at the _____ .



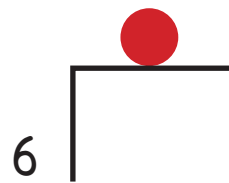



He's at his _____ . She's at the _____ .

2 Write. 

on next to in at between under



at







3 Play. 

Blended learning module

Unit (5) : Jump

1-Match pictures with instructions :

Stand up		
Clap		
Don't Jump		
Sit down		

2-choose correct word:

Sit down
Stand up

Clap
close your hands
open your hands

Don't clap



Blended learning module

Unit (6): My home

1-choose the correct word:

Table \ rug \ sofa \ TV \ chair \ telephone \ computer



2-use the correct preposition :


a-The ball isthe table.



b-The dog isthe box .



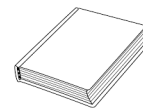

c-The apple is.....the book.



d-The book isthe chair.




e-The telephone isthe book and rug.



Blended learning module

Unit (7) : My town

1-Write and read correct sentence :



The shop is _____
the _____ .

2- classify:

{ bird \ park \ tree\ butterfly\ playground \ school }

My town	My garden

1

Listen, find and say.



What do you like?

I like playing football.



Sami



Salwa



Tala



Amir



Mum



Jamila



Adam

2

Listen and say.



1 Read and write.



- | | | | | | |
|---|----------------------------|--------------------------|---|---------------------------------|--------------------------|
| 1 | He likes playing football. | <input type="checkbox"/> | 3 | He likes singing. | <input type="checkbox"/> |
| 2 | She likes swimming. | <input type="checkbox"/> | 4 | She likes playing with friends. | <input type="checkbox"/> |

2 Write.



He likes She likes



_____ dancing.



_____ swimming.



_____ reading.



_____ drawing.

1 Trace and copy.



the this

here there

2 Read and circle.



1



I / We like playing football.



2

She / We like singing.



3

He / She likes drawing.



4

We / She likes reading.

1 Listen, find and say.



What's this?

It's a ...

1 2 3 4 5 6 7

2 Say.

What's this?

It's a ...

1

Read and write.



1 a black train

d

2 a red plane

3 a green ship

4 a white bus

5 a blue bike

6 a yellow car

d



e



f



2

Write.



a ship a van a car a plane a bike a train



1 a car

3 _____

5 _____

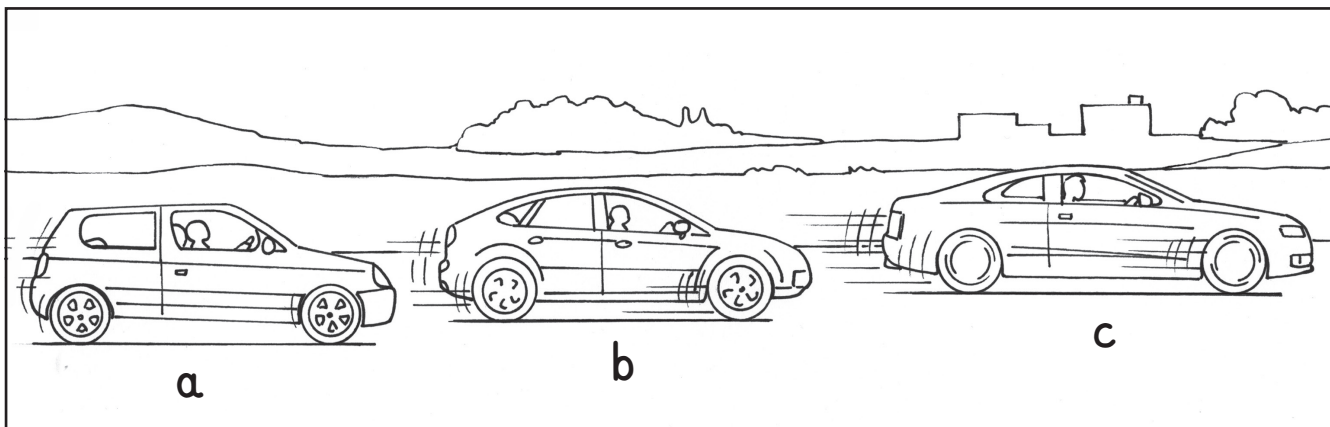
2 _____

4 _____

6 _____

1


Read and colour. Write.



- 1 The blue car is fast. 2 The green car is very slow. 3 The red car is slow.


2

Read and circle.




1

The car is **very slow** / fast.




2

The train is **very fast** / slow.



3

The bike is **slow** / fast.



4


The boy is **very fast** / very slow.

1 Listen, find and say.



What can you see?

I can see a flag.




2 Say.

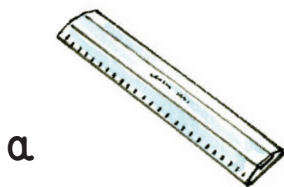


What can you see?


I can see a pen.



1 Read and write.



- 1 a keyboard
- 2 a ruler
- 3 a mouse
- 4 a crayon
- 5 an eraser
- 6 a pen
- 7 a flag



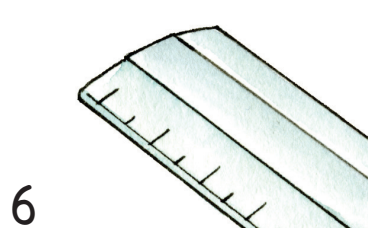


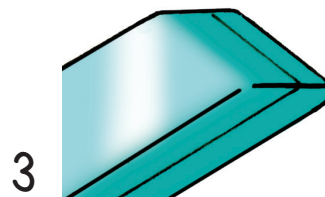
2 Think and write.



a flag a keyboard a mouse a pen a ruler an eraser



a pen



1 Trace and copy.



I'm





me my

2 Draw and write.



pen crayon ruler eraser

on between next to in



1 The _____ is _____ the table.

2 The _____ is _____ the box.

3 The _____ is _____ the chair.

4 The _____ is _____ the book and the ball.

1 Listen, find and say.



The sweater is blue.

The socks are ...



2 Say.


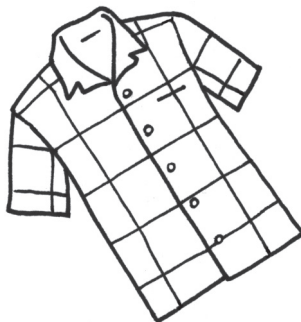


The sweater is blue.

The socks are ...

1

Read and colour. Write.



1 The shirt is red and white.

2 The pyjamas are yellow.

3 The boots are green and blue.

2

Write.




a shirt a hat boots socks a sweater ~~pyjamas~~



pyjamas











1

Write.



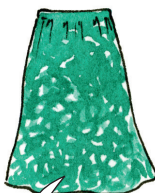
jeans shoes t-shirt
dress shorts skirt

1




I'd like a new
t-shirt.

2



I'd like a new
_____.

3



_____ new
_____.

4



_____ new
_____.

5



_____ a new
_____.

6



_____ new
_____.

2

Find and circle. Write.



d	q	o	s	b	r	l
l	t	c	w	h	j	a
n	u	y	e	t	e	r
p	y	j	a	m	a	s
e	a	g	t	j	n	h
l	b	s	e	i	s	o
s	k	i	r	t	b	e
f	x	s	o	c	k	s

Blended learning module

Unit (8) : My hobbies

1-Choose and write :

swimming - playing football – singing - dancing



2- Read then match :

She(likes) reading



We(like)playing with friends



He(likes) drawing



3- Write :What do you like ?

.....
.....



Blended learning module

Unit (9) : Transport



Match :

plane

car

van

ship



V \ b \ t \ b .

Write the missing letters :


__ike

__us

__rain



3-circle :



2

The train is **very fast / slow**.



3

The bike is **slow / fast**.

Blended learning module

Unit (10) : Let`s find out

1-Match :

Crayon

keyboard

mouse

ruler

eraser



2 - Complete the missing letters: -

(a - n - u - k)



.....eyboard

pe.....

fl.....g

3- Use prepositions :

On\next to\between\ under\in



Blended learning module

Unit (11) : Let`s go shopping

1-Choose and complete : (skirt - t-shirt - dress - shoes)

a_ I d like a new



b_ I d like a new



c_ I d like a new








2-write the missing letter :

P - sh - b - s


			
___ ocks	___ oots	___ hoes	___ yjamas

3- Match :

Blue dress	
Brown boots	
Green skirt	
Red hat	
Yellow t-shirt	

1 Listen, say and write.  

This is my brother.















2 Listen and say.  



He's short.



He's tall.



I'm tall.

She's short.

3 Say. 

This is my grandfather.

He's short.

1 Read and circle.



My brother is short / tall.



My cousin is short / tall.

2 Write.



He's She's short tall



3 Write.



mum grandfather cousin
grandmother brother dad



dad



1

Trace and copy.



come go

do don't

2

Draw and colour. Write.



She short tall mum



This is me.

I am _____ .

This is my _____ .

_____ is _____ .

1 Listen, find and say.



What's **this**?

It's a **flower**.

What's **that**?

It's a **mountain**.



2 Say.



What's **that**?

It's a **river**.

1

Write.



Where are you from?

sublaN

brHeon

hemleBeth

meJersalu

Gaaz

faHai

- 1 I'm from Nablus.
- 2 I'm from _____.
- 3 _____.
- 4 _____.
- 5 _____.
- 6 _____.

2


Write.



trees flowers towns

We're from Palestine. Palestine is our country. It has ...

- 1 _____
- 2 _____
- 3 _____




1

Listen say and write.



Where's he / she from?

He's / She's from **Nablus**.



2


Say.



Where's he / she from?

He's / She's from ...

1 Listen, say and write.



2 Say.



1

Read, colour and write.



a



b



c

1 red balloons

2 blue presents

3 yellow candles

2

Write.



balloons candles party cake presents birthday

1



birthday

2



3



4



5



6



1

Read and circle.



I feel
happy / sad.

I feel
happy / sad.

I feel
happy / sad.

I feel
happy / sad.



2

Draw and write.



sad happy







I feel _____ .

I feel _____ .

Blended learning module

Unit (12): Guess who ?

1-Match and say :

dad	
mum	
grandfather	
brother	
grandmother	
Sister	

2- look and Complete :

tall \ Short \ tall

I'm



She`s



He`s



Blended learning module

Unit (13): My country

1-Complete the missing letter:

(n - b - a - o)



Se...



fl...wer



tow...



He...ron

2-re-arrange sentences :

From \Haifa\ she`s
.....

Nablus\He`s\ from
.....

3-write the capital letter :



___erusalem



___ethlehem



___aza

Blended learning module


Unit (14): Happy birthday !

1-Match :

presents	party	balloons	birthday	candles	cakes
----------	-------	----------	----------	---------	-------



2- Describe and colour candles :



How old are you ?