



State of Palestine
Ministry of Education
& Higher Education

NEW
EDITION

English for Palestine

PUPIL'S BOOK **1**

Learning Modules

2024

Contents

Unit 1	Hello!	4
Unit 2	Let's eat!	7
Unit 3	Animals	10
Unit 4	My body	13
Unit 5	My classroom	28
Unit 6	My family	31
Unit 7	Let's drink!	34
Unit 8	Let's play!	43
Unit 9	Transport	46
Unit 10	Colours	49
Unit 11	My clothes	55
Unit 12	My bedroom	58
Unit 13	In my country	61
Unit 14	My friends	64

Units (1-4)	<p>In Unit 1 children learned:</p> <ul style="list-style-type: none"> • To say hello • To ask someone's name • To give their own name <p>In Unit 2 children learned:</p> <ul style="list-style-type: none"> • To talk about food • To use the numbers 1, 2, 3 <p>In Unit 3 children learned:</p> <ul style="list-style-type: none"> • To talk about animals • To use the numbers 4, 5, 6 <p>In Unit 4 children learned:</p> <ul style="list-style-type: none"> • To talk about parts of the body • To use the numbers 7, 8, 9, 10
Units (5-7)	<p>In Unit 5 children learned:</p> <ul style="list-style-type: none"> • To talk about things in the classroom • To ask and say what things are <p>In Unit 6 children learned:</p> <ul style="list-style-type: none"> • To talk about family • To ask and say who someone is <p>In Unit 7 children learned:</p> <ul style="list-style-type: none"> • To talk about drinks • To ask and say what things are
Units (8-10)	<p>In Unit 8 children learned:</p> <ul style="list-style-type: none"> • To talk about toys • To ask and say where something is using here and there <p>In Unit 9 children learned:</p> <ul style="list-style-type: none"> • To talk about transport • To ask how many and to answer using the numbers 1–10 <p>In Unit 10 children learned:</p> <ul style="list-style-type: none"> • To ask and say what colour something is • To describe things using colours
Units (11 - 14)	<p>In Unit 11 children learned:</p> <ul style="list-style-type: none"> • To talk about clothes • To describe clothes using colours <p>In Unit 12 children learned:</p> <ul style="list-style-type: none"> • To talk about their bedroom • To ask where something is and answer using prepositions <p>In Unit 13 children learned:</p> <ul style="list-style-type: none"> • To talk about things that grow in Palestine • To say if items are very small, small, big or very big

UNIT
1

Hello!

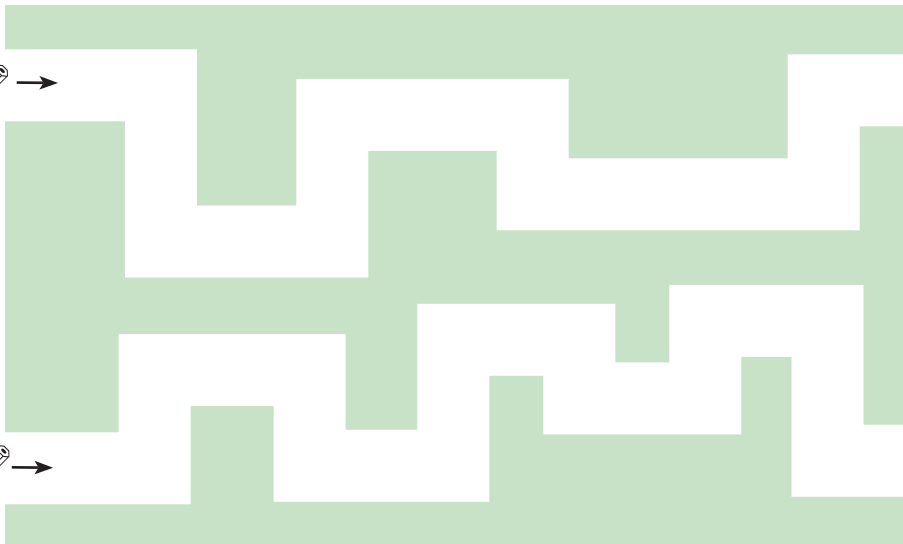
1

Listen, find and say.




2

Trace and find. Say.



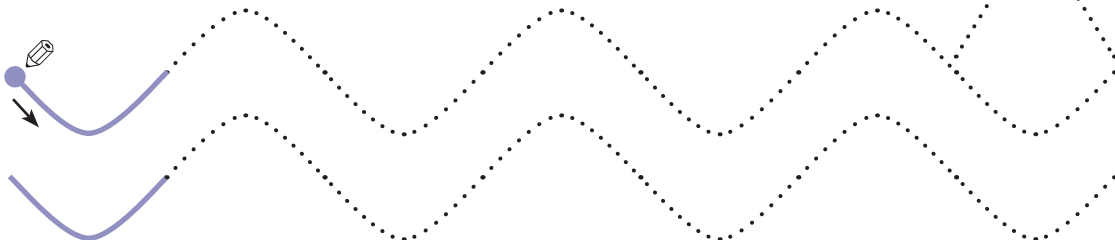
1

Listen, say and match.



2

Trace.




3

Sing. (TB) page 15





1

Listen and say. (TB)page 16



2

Trace and find. Say.




6

Note: Use unit 1 worksheet.

Let's eat!

1 Listen, say and match.





2 Trace and copy.







1

2


3




1 Listen, find and say. (TB)/page 16   



2 Listen and write.  




3 Match. 



1
2
3

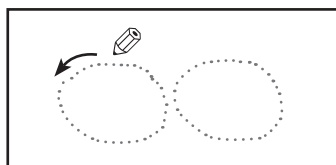
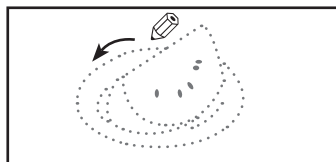
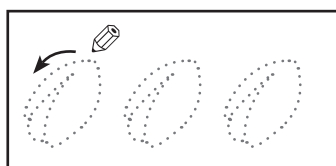
1

Listen, count and write. (TB)/page 22



2

Trace and match.



1

2

3

Note: Use unit 2 worksheet.

UNIT
3

Animals

1

Listen, find and say.



2

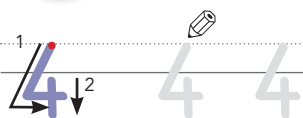
Trace and copy.




4

5

6



1 Say and write. (TB)/page 27



4




2 Count and trace.




4




5




6



1 Listen and circle. (TB)/page 28



2 Find and say. Listen. (TB)/page 28



3 Trace and complete. Copy.



1 ... 3 ... 5 6

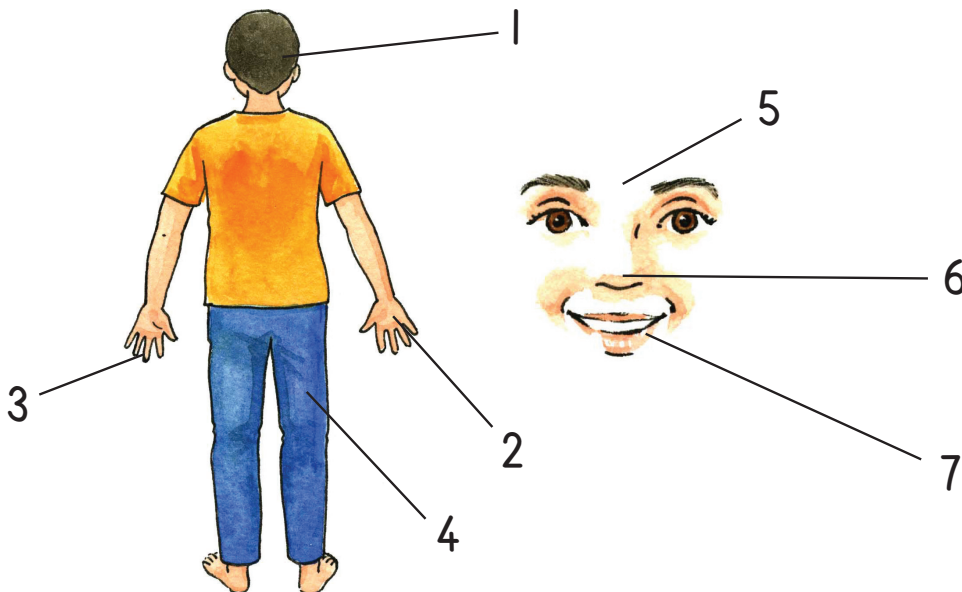
○

UNIT
4

My body

1

Listen, touch and say.


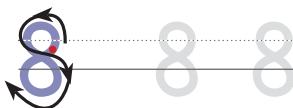
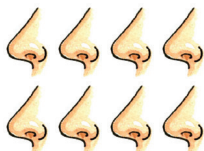
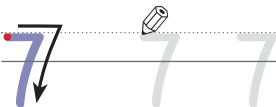


2

Trace and copy.

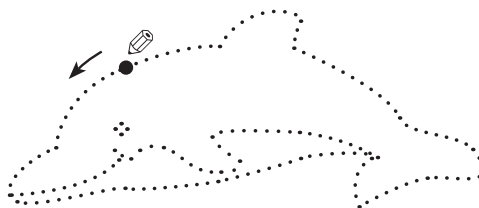
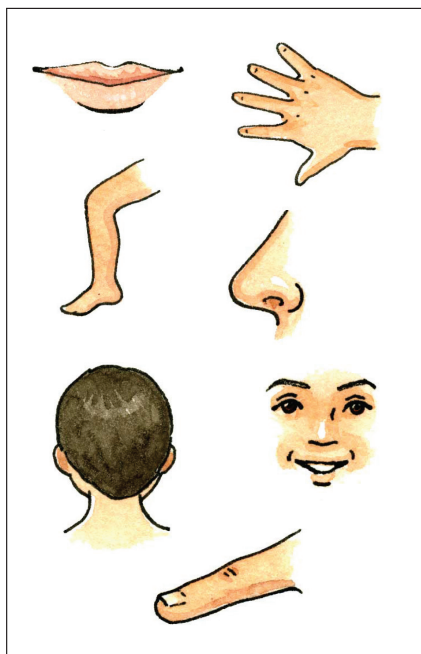


7 8 9 10



1

Colour. Find and say.

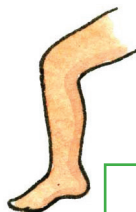
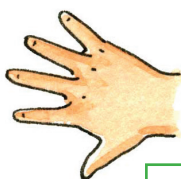


2

Listen and write. (TB)/page 32



8



3

Sing. (TB)/page 33



1

Listen and complete. (TB)/page 34



1 2 5 6 8

2


Count and circle.




9



3



7



6



8



Name:

بسم الله الرحمن الرحيم

Revision work sheet (unit one)

First Grade

Unit 1 Hello

- يتعرف الطالب على شخصيات الكتاب

في التحية Hi, Hello - يستخدم كلمتي




Amir



Sami



Tala



Pip



Salwa

1- Match :-

صل :-



Hi, Sami



Hello, Amir



Hi. Salwa



Hello, Tala



Hi, pip

يميز الطالب بين التحية بـ (good morning , good afternoon)



Good morning




Good afternoon

2- Trace:-

يمارس الطالب الكتابة من جهة اليسار إلى اليمين بانماط / أشكال مختلفة



توقيع ولي الامر المساعد:-



Good luck

Revision Work Sheet Unit (2)

Let's Eat


Class: First grade

Name:

n o m d e



melon



egg



date



olive



nut

1- Match : صل

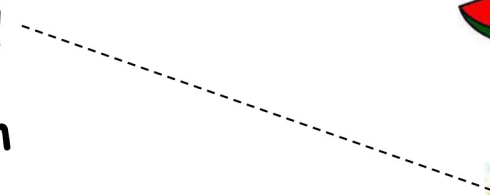

d

m

o

e

n




2- Complete :أكمل الحرف الناقص:

m o n e d



...elon



...gg



...ate



...ut



...live

3- Colour the numbers:- لون الأرقام

1

2

3



Good luck

توقيع ولي الأمر المساعد:-

Unit 3: Animal

c k g r i



kitten



insect



rabbit



cat



goat


1- Write :-



--at



--nsect



--oat



-itten

2- Match:



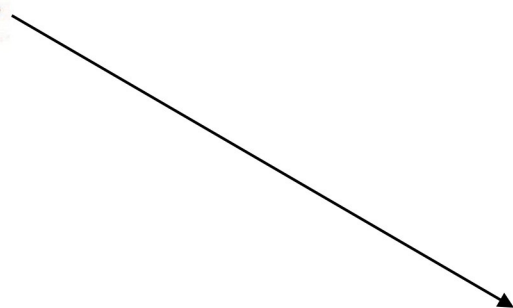
dog




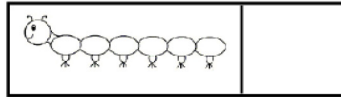
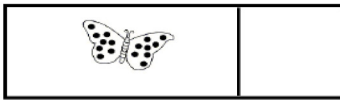
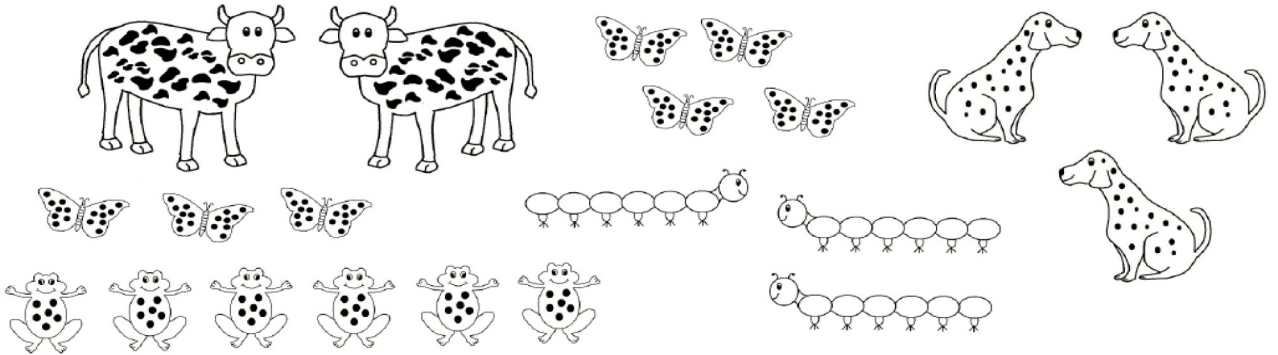
zebra



Lion



3- Count and write:



4- Colour the numbers:- لون الأرقام

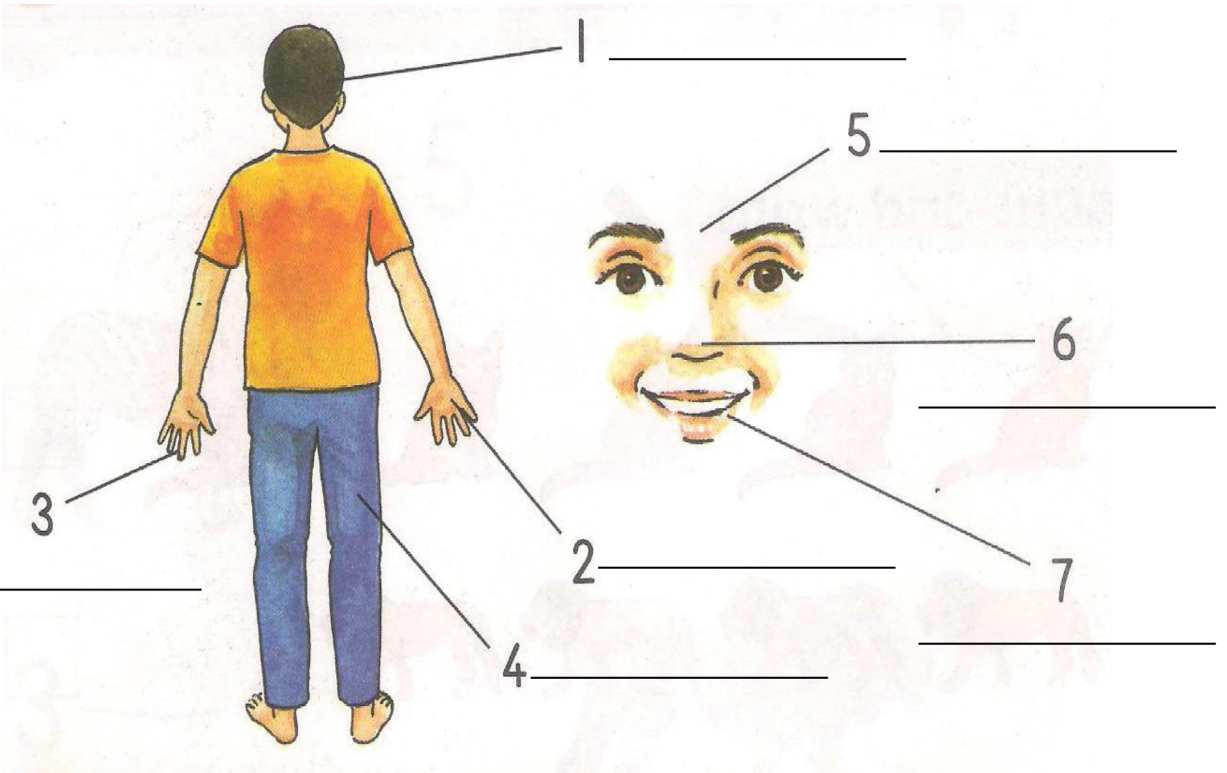


Good luck

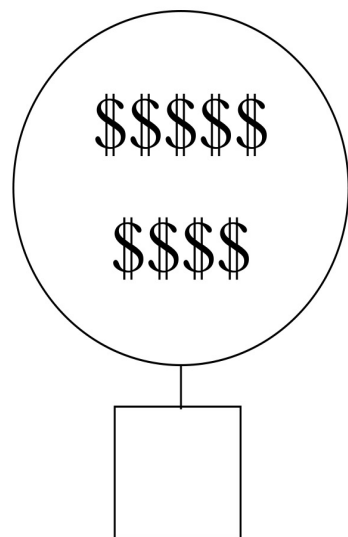
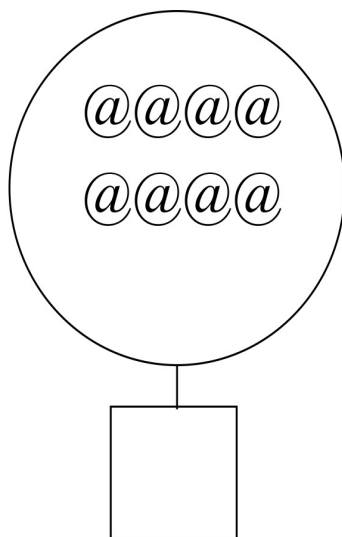
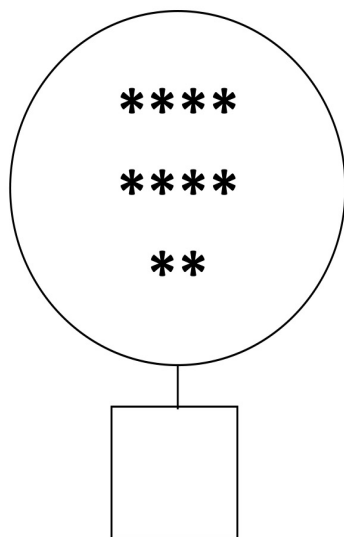
توقيع ولي الأمر المساعد

Unit 4 My body

عزيزي المساعد: ساعد الطالب على قراءة وكتابة اعضاء الجسم في المكان المناسب . مع العلم ان الهدف من التمرين هو ان يقوم الطالب بمعرفة وذكر اعضاء الجسم وليس كتابتها ولذلك بإمكان المساعد ان يقوم هو بالكتابة .

headhandfingerlegfacemouthnose

Count and write: عد واكتب الرقم



Color the numbers: لون الأرقام

7

8

9

10



Good luck

توقيع ولي الأمر المساعد: -

Class: 1+2+3 + 4 grade

Authentic Assessment Record – Rating Scale

School:-

Month :- ----- Assessment

No	Name	Reading							Total
		Summarize info. (3 + 4)	Use ideas from given text (3 + 4)	Skim & Scan (3 + 4)	Reading words correctly	reading in clear voice	Read the sound / name of letters correctly		
1.									
2.									
3.									
4.									
5.									
6.									
7.									
8.									
9.									
10.									
11.									
12.									
13.									
14.									
15.									
16.									
17.									
18.									
19.									
20.									

Rating key :- Excellent A + / Very Good A / Good B / Acceptable C / Poor D

Class: 1+2+3 + 4 grade

Authentic Assessment Record – Rating Scale

School:-

Month :-..... Assessment

No	Name	Speaking						Total
		Pair/ group work	Describes any item from poster correctly	Labels and gives correct names	Pronounce new Words correctly / intonation	Speaks in an organized manner	use body language	
1.								
2.								
3.								
4.								
5.								
6.								
7.								
8.								
9.								
10.								
11.								
12.								
13.								
14.								
15.								
16.								
17.								
18.								
19.								

Rating key :- Excellent A + / Very Good A / Good B /Acceptable C /Poor D

Class: 1+2+3 + 4 grade

Authentic Assessment Record – Rating Scale

School:-

Month:- ----- Assessment

No	Name	Listening				Teacher comments	Total
		Listen & answer	Listen & do/point/write	Listen attentively	distinguishes between the letter sound and name		
1.							
2.							
3.							
4.							
5.							
6.							
7.							
8.							
9.							
10.							
11.							
12.							
13.							
14.							
15.							
16.							
17.							
18.							
19.							

Rating Scale :- Excellent A + / Very Good A / Good B / Acceptable C / Poor D

School:-

Month :- ----- Assessment

No	Name	Writing					Teacher Comments	Total
		Spell & punctuate correctly (3 + 4)	Write well structured sentences (3 + 4)	Write neatly	For grade 1&2: directionality	For grades 1&2: Shaping letters on 4 lines		
1.								
2.								
3.								
4.								
5.								
6.								
7.								
8.								
9.								
10.								
11.								
12.								
13.								
14.								
15.								
16.								
17.								
18.								
19.								
20.								

Rating key :- Excellent A + / Very Good A / Good B / Acceptable C / Poor D

My classroom

1

Listen, find and say. (TB) page 42



2

Trace and copy.



1 2
a a a

1 2
a a a

c c c

c c c

1

Listen, find and say. (TB) page 44



2

Write. Say.



1



2



3



4





5



6







1 Look. Count and write.  



7

2 Think and match. Say.  



My family

1

Listen and find. (TB) page 48



2

Trace and copy.



e e e

o o o

e o


1

Listen and circle. (TB) page 50




Who's this?

This is **Wafa**.



2

Listen and write. (TB) page 51



3

Match.



a c e o

e o a c

e o c a

o e c a



1

Listen, find and say. (TB) page 52



Who's this?

This is **my mum**.



2

Match and say.




o



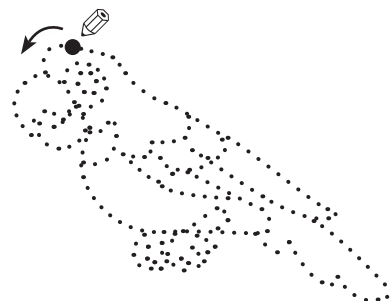
a



e



c




Note: Use unit 6 worksheet.

UNIT
7

Let's drink!

1

Listen, find and say. (TB) page 55



2

Listen and write. (TB) page 55



3



3

Trace and copy.



d d d

g g g

q q q

1

Listen, find and say. (TB) page 57



What's this?

It's **apple juice**.



2


Match.



c



d



q




g

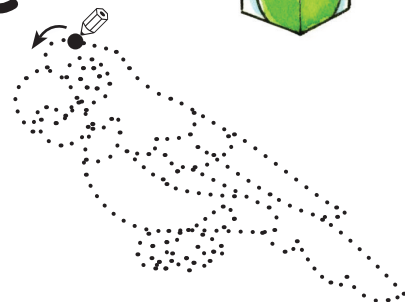


a

o



e



1

Match. Listen. (TB) page 56



1

2

3

4

5

6



2

Count and match.



5



6



7



8



9



10



Unit 5 : My classroom

عزيزي المساعد ساعد الطالب على قراءة الكلمات بطريقة صحيحة:-



board



teacher



pencil



book



bag



desk

صل الكلمة مع الصورة الصحيحة:-

1- Look and match:-

1. pencil



2. board



3. teacher



4. book



5. bag



6. desk



ضع دائرة على الحرف المشابه:-

2- Look and circle:

a teacher - bag - head

c cat - insect - car

3- Answer these questions:

أجب عن الأسئلة التالية:-

[desk ---- book]


What's this ?

It's a -----



What's this ?

It's a-----



4- Hand writing:- خط:

a

c



Good luck

توقيع ولي الأمر المساعد:-

Class:- First Grade

Name:-

Revision
Work sheet
Unit 6

Unit 6 My Family



Mum



Dad




baby



brother



Sister

1- Match:- صل 


a



e



o



c



2- Reading:- 

Read and write:-

Tala	Amir	Mum	Dad
------	------	-----	-----

Who's this ? This is Amir



Who 's this ? This is



Who 's this ? This is



Who 's this ? This is



3- Hand writing :- 

a

e

o

c

توقيع ولي الأمر.....





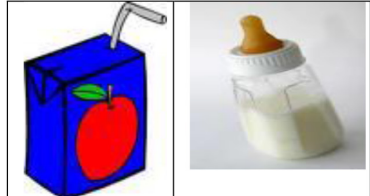
Good luck

Class:- First Grade

Name:-

Revision
Work sheet
Unit 7

1. Read and put (✓) under the correct picture:-

tea	juice	milk
		
<input type="checkbox"/>	<input type="checkbox"/>	<input type="checkbox"/>

2- Speaking:- 

**** What's this ? it's water** 

What's this ? it's 


Who 's this ? This is 

dad






tea

3. Circle:-

	c a		b o		q g		c d
-------------------------------------------------------------------------------------	-----	-------------------------------------------------------------------------------------	-----	-------------------------------------------------------------------------------------	-----	---------------------------------------------------------------------------------------	-----

4. Writing:- 

A. Count and write:-

1.  =
2.  =
3.  =
4.  =
5.  =

5- Hand writing:-

a c e g q o

.....

.....

.....

.....

.....

.....

.....

.....

.....

.....



Good luck

توقيع ولي الأمر.....

Let's play!

1 Listen, find and say.

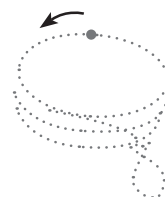
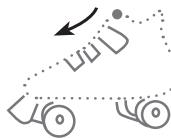
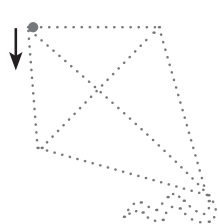
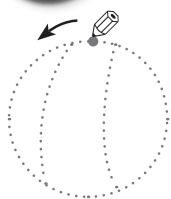


Where's my **kite**?

Here!

Thank you.

2 Trace and Say.



3 Say.





Where's my **doll**?

Here!

Thank you.

1 Listen, find and say.



2 Find and circle.




k



skate

t




kite

y



yo-yo

l



balloon

o



doll

b



ball


1

Listen and say. (TB) page 70



2

Count. Listen and say. (TB) page 70



3

Read. Find and write.



kites



ball



yo-yos



skates



balloons



dolls


Note: Use unit 8 worksheet.

Transport


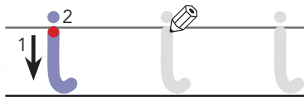
1 Listen and find.



2 Listen and say.




3 Trace and copy.



1



Listen, say and write. (TB) page 74



2

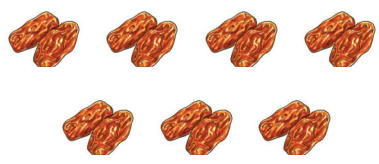
Count and write. Say.




 +
 
 =


 +
 
 =


 +
 
 =


 +
 
 =

1

Listen, find and say. (TB) page 76




2

Write.



car bus taxi van bike



van

___ike


___axi

___ar

___us

Colours


1 Listen, find and say




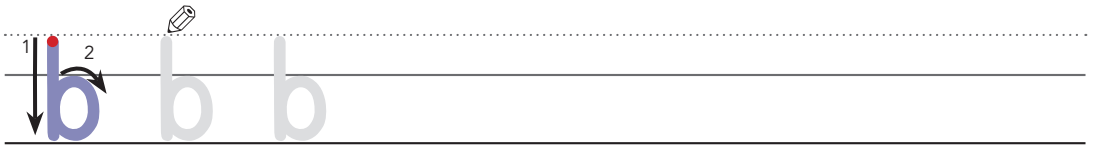
2 Say.



What colour?



3 Trace and copy.



2

Listen, say and write. (TB) page 80



3

Find and circle.



v



van



olive

b



baby



bike

u



umbrella



nut

w



white



water

r



red




zebra




What colour?

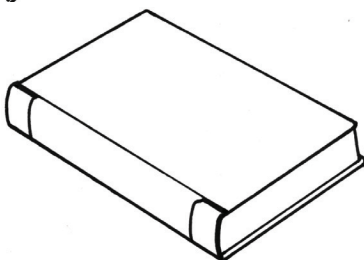
1 Listen, say and write. (TB) page 81



2 Read. Match and colour.

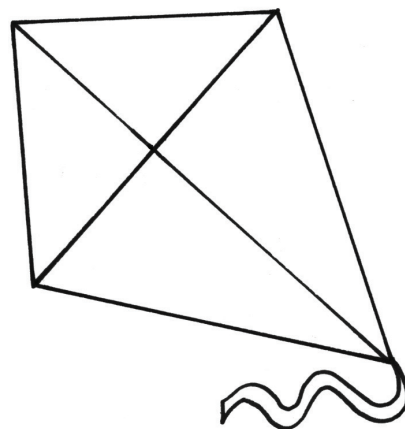


blue book

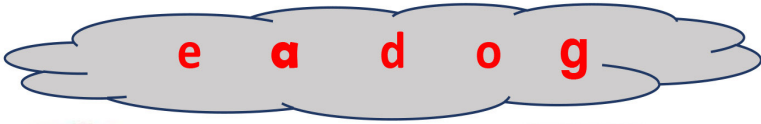


red balloon

green and yellow kite



1- Write :-



b__lloon

__oll

y__yo

__gg

__oat

2- look and count



3- Copy


.....
a c

.....
e o


.....
d g q

Good luck

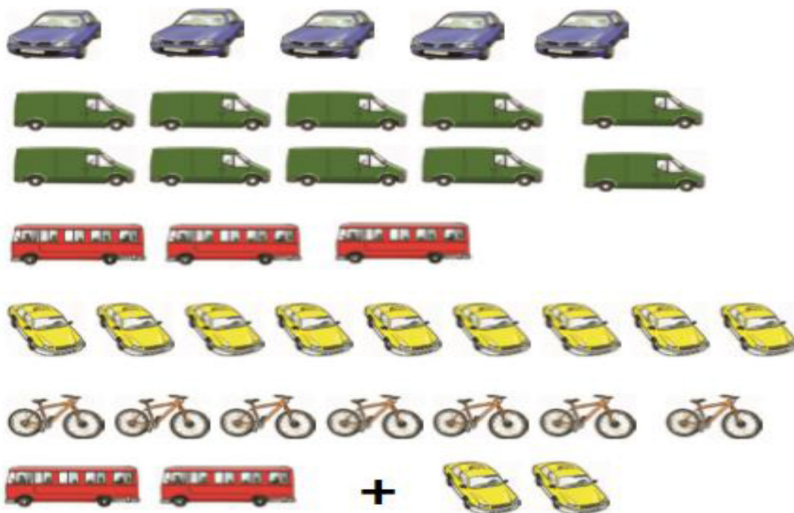
1- Match and say



2- Complete:-



3- Read and count \say


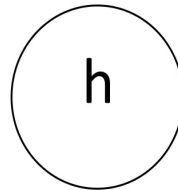
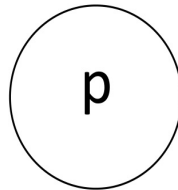
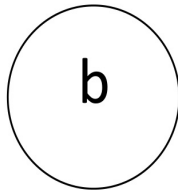


- 2 buses
- bikes
- car
- vans
- taxis
- buses and bikes

Good luck

1- Read and Colour

- 1 yellow
- 2 white
- 3 red
- 4 blue
- 5 green
- 6 black
- 7 red
- 8 yellow
- 9 green

2- Match:


Good luck

My clothes





1 Listen, find and say.



2 Trace and copy.



1 Listen, circle and say. (TB) page 87



2 Find and circle.



j  j eans

 juice

z  zebra

k  kite  skirt

d  dress

 red

sh  shoes


 shorts

 t-shirt



1

Listen and write. (TB) page 86



10

2

Read and colour.



blue jeans


yellow and green t-shirt

blue and yellow shoes

black and red skirt

red shorts

green and white dress



Note: Use unit 11 worksheet.

UNIT
12

My bedroom

1 Listen, find and say.



It's a **bed**.

What's this?



2 Trace and copy.



1

Listen, find and say.



Where's the kite?

It's in the box.



2

Say.

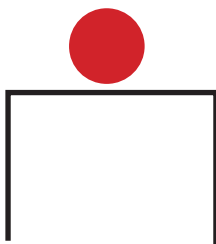


Where's the box?

It's under the window.

1

Read and match.







under

in

on

2

Count and write.



UNIT
13

In my country



1 Listen, find and say.





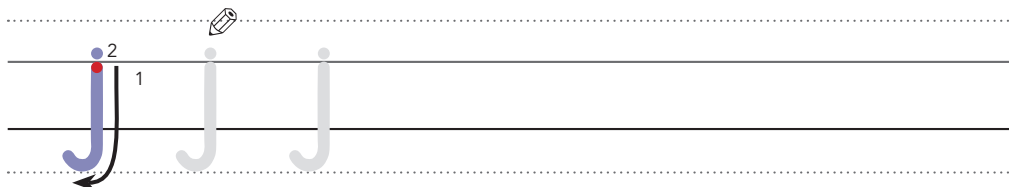
What's this?

It's a fig.

It's an olive.



2 Trace and copy.



1

Listen, find and say. (TB) page 104



2

Count and write.



$$\text{4 bananas} \quad \square + \text{4 bananas} \quad \square = \square$$

$$\text{5 figs} \quad \square + \text{5 figs} \quad \square = \square$$

$$\text{2 oranges} \quad \square + \text{5 oranges} \quad \square = \square$$

$$\text{5 lemons} \quad \square + \text{3 lemons} \quad \square = \square$$

1 Listen, find and circle. (TB) page 106




1	2	3
4	5	6

2 Match and say.




big small





My friends

1 Listen and find.



2 Trace and copy.



1

Listen and find. (TB) page 110



2

Listen and do. (TB) page 110



3


Say and do.



Stand up.

Sit down.

Jump up and down.




1

Listen and write. (TB) page 112



This is my friend ...
He's / She's ...



2

Listen and do. (TB) page 112



3

Write.

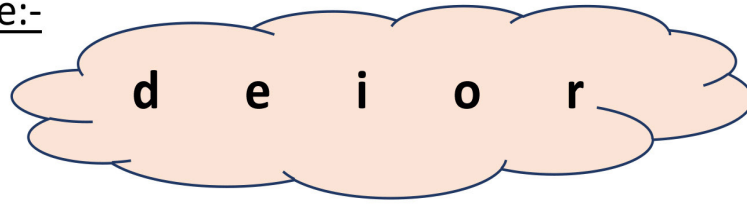


he she



he

1- Read and write:-



t-shi__t

sk__rt

j__ans

__ress

sh__rts

2- Find and circle

J  j jeans

 juice

z  zebra

 skirt

k  kite

 red


d  dress


 shorts

sh  shoes


 t-shirt

3- Circle

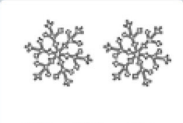

8 9 7


7 8 6


5 4 6


1 6 8


4 7 3


4 2 1

Good luck

Write:-

w x b d t ch



 air



 bo



 indow



 ed



 oor



 able

Draw:-



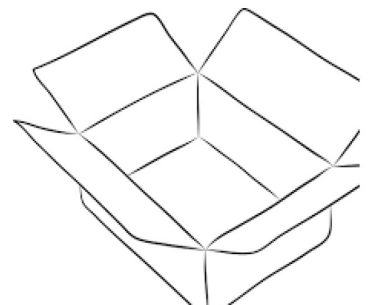
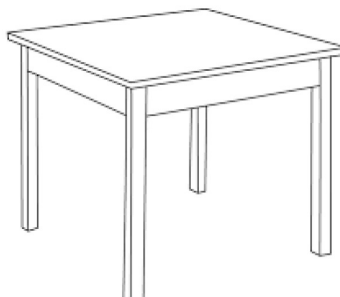
A in the box .



A under the chair



A on the table



Good Luck

1- Match:-

2- complete :- (a - an)

1- It's apple

2- It's olive

3- It's banana

4- It's egg

3- Write

j

y

u



__eans



__mbrella



__oyo

Good Luck

1- Complete:-

k f z s



__ig



__ebra



__ite



__kate

2- Circle the correct answer :-



a. he \ she
short \ tall



b. he \ she
short / tall



c. he \ she
short \ tall



d. he \ she
short \ tall

3- Trace :-

he	she

Good Luck